



















Amelia Rise

LEGEND

-  Footpath
-  Water Connection
-  Hydrant
-  Sewer Reticulation
-  Retaining Wall
-  Western Power Dome and Connection
-  Temporary Turnaround and Easement
-  Drainage Connection Pit and Easement
-  Drainage Junction Pit
-  Side Entry Pit
-  Drainage Gully Pit
-  NBN Pit and Connection
-  Lot Level
-  Paving
-  Designated Driveway Location
-  Bin Pads

DISCLAIMER: This brochure is presented for information purposes only and does not constitute nor is to constitute a representation term or condition in respect to any other offer to purchase which may be made by any prospective buyer or acceptance by the seller of any such offer. It is believed that statements made in this brochure are correct but no representation or warranties in relation thereto are being made. Liability to the extent permitted by law is disclaimed for any loss or damage which may arise from any person acting on any statements of diagrammatic representations or of measurements contained therein. Pictures are for illustrative purpose only. Plans subject to council approval.

Land4Sale 
9488 3316
land4salewa.com.au

