













THE REEF

TWO ROCKS

McINTYRE PARK RELEASE

- McINTYRE PARK RELEASE**
- Previous Release**
- Future Development**

Legend

-  Brick Paving
-  Footpath
-  Side Entry Pit
-  Drainage manhole
-  Drainage Grate
-  Sewer Housing Connection/Manhole
-  Limestone Retaining Wall
-  Western Power Padmount Site
-  Water Valve
-  Water Hydrant
-  Service Easement
-  Access Restriction



All Dimensions and Areas are subject to survey.
 The particulars of this plan are supplied for identification purposes only and shall not be taken as a representation in any aspect on the part of the vendor or its agents. Authorities should be consulted when services are contained within lot boundaries as building restrictions may apply. All retaining walls, services and associated easements are shown exaggerated for legibility. Trees are indicative only.

For more information

Land4Sale
Land is where the story begins...

0412 579 522

land4salewa.com.au